

IC450 Inspection Chamber Range

The New IC450 Polypipe 450mm Pipe Riser Inspection Chamber gives complete flexibility, providing easy access for inspection, cleaning and maintenance in sewer and drainage systems in traffic and non-traffic areas.

Suitable for both adoptable and non-adoptable applications, the range is manufactured from high quality polymer and is engineered to last.

The bases are pre-benched and the 450mm Ridgidrain riser is easy to cut to length without the need for special tools or equipment, making the whole installation quicker and easier.

Product features

- Fully sealed for a watertight, tamper proof and low maintenance installation
- Light in weight and strong for improved health and safety and easier handling
- Chemical & corrosion resistant
- Compliant with BS EN 13598-2:2020
- High strength single piece 450mm Ridgidrain SN6 riser which may be cut to length to achieve required invert up to maximum depth of 3 metres in adoptable applications.
- In non-adoptable applications the maximum installation depth is 6 metres where the groundwater height above the invert of the base is no more than 3 metres (note: installation at depths exceeding 3 metres will require the use of longer Ridgidrain 450mm pipe, available from Polypipe Civils & Green Urbanisation).
- Versatile bases for use directly with either 110mm or 160/110mm smoothwall underground pipe to BS EN 1401 or BS EN 13476:2
- 160mm base can take 150mm Polysewer pipe by using the PS6102 adaptor, 150mm SuperSleeve using UG659 adaptor, or 150mm UltraRib using UG6106 adaptor.

IC450 chambers comply with the following Standards, Regulations and Guidance

- BS EN 13598-2:2020
- Sewerage Sector Guidance for England (Appendix C - Design and Construction Guidance) typical inspection chamber detail – Type D, depth from cover level to soffit of pipe up to 3 m
- Sewers for Adoption 7 (Wales) typical inspection chamber detail - Type 3 (flexible material detail), maximum depth from cover level to soffit of pipe in areas subject to vehicle loading 3 m, non-entry
- Sewers for Scotland v4.0
- Building Regulations – Part H1
- NHBC Standards 2025



Polypipe Building Products

- 📍 Broomhouse Lane, Edlington, Doncaster, South Yorkshire, DN12 1ES, UK
- ☎ +44 (0) 1709 770000
- 🌐 www.polypipe.com
- ✉ BP.Residential@polypipe.com

Product Details	
Specification	Value
Size Range	110/160mm BS EN 1401 or BS EN 13476:2 Underground Pipe. Polysewer 150mm Pipe via PS6102 adaptor.
Material	Base (Polypropylene) Riser (HDPE) Seals (EPDM)
Installation Depths	<p>3m maximum for adoptable applications 6m for non-adoptable applications where maximum groundwater height above invert of base is no more than 3 metres</p>
Riser Dimensions	Internal: 450mm External: 516mm
Compliance	BS EN 13598-2, Sewerage Sector Guidance for England, Sewers for Scotland and The Welsh Minister Standards for Sewers (SfA7)

Polypipe Building Products is a registered trading division of Polypipe Limited. Company Registration No. 01099323
Registered Office: 4 Victoria Place, Holbeck, Leeds, LS11 5AE

Installation Instructions

- Excavations will need precautions against collapse; where deeper than 1.2m use side supports.
- Install on a compacted granular bed 100mm deep placed on the trimmed trench bottom.
- Place the base on the granular bed in the correct orientation with swept inlets in the direction of flow. Note: the through channel must be used, bends up to 45° can be used on any inlet or outlet.
- Joint pipework using standard BS EN 1401 method using Polypipe lubricant.
- Backfill under and around the base with granular material in layers not exceeding 150mm, ensuring the inside of the base is free of debris.
- Cut riser to size midway between the corrugations leaving at least 300mm extra to accommodate changes to final levels. The riser requires a seal (supplied with each base) at the connection to the base.
- Locate the riser seal between the first and second corrugations in the correct orientation (see figure 1), lubricate the seal using Polypipe lubricant and offer to the socket, align the riser and push fully home, tilting the riser slightly out of vertical will ease the jointing of the riser to the base. Position the SFATA adaptor inside the top of riser shaft and adjust to the correct height and level, fix using the eye bolts provided. Position the cover and frame into the socket of the SFATA adaptor and secure with the appropriate fixings.
- Cover top of riser to prevent ingress of debris.
- Backfill in compacted layers with selected site material free from stones greater than 25mm or use imported granular material.













Figure 1: Correct seal orientation between first and second corrugations

Product Range

		Product Details		
	SKU Code	Description	Details	EAN
	IC450CRS4	Base for use with 4"/110mm BS EN 1401/13476-2 Underground Pipe	<ul style="list-style-type: none"> 450mm dia. base with 110mm straight channel, 2 x 110mm 45° inlets & 2 x 110mm 90° inlets Supplied with 450mm riser seal & 3 x 110mm blanking plugs 	5053062210783
	IC450CRS6	Base for use with 6"/160mm and 4"/110mm BS EN 1401/13476-2 Underground Pipe	<ul style="list-style-type: none"> 450mm dia. base with 160mm straight channel, 2 x 110mm 45° inlets & 2 x 160mm 90° inlets Supplied with 450mm riser seal, 2 x 110mm & 2 x 160mm blanking plugs 	5053062210790
	IC450RISER	Riser 450mm x 2.6m SN6 Ridgidrain	<ul style="list-style-type: none"> 450mm dia. riser Available in 2.6m lengths For use with IC450 bases 	5053062210790
	SFATA	Riser Shaft Adaptor 450mm	<ul style="list-style-type: none"> 450mm dia. riser adaptor, suitable for direct connection to UG510 cover & frame Complete with integral restrictor ring Supplied with seal to internal bore of riser shaft and eye bolt fixings for securing to riser shaft 	5053062137844
	SRSFATA	Fixation Ring for Securing Cover & Frame to SFATA Adaptor	<ul style="list-style-type: none"> 450mm dia. Fixation ring for SFATA adaptor For fixing cover and frame securely to the SFATA Supplied complete with fixation kit 	5053062168299
	SRD450-A	Spare IC450RISER Seal 450mm	<ul style="list-style-type: none"> Spare 450mm dia. riser seal for IC450RISER EPDM 	5053062210820
	PS6102	Adaptor for 150mm Polysewer Pipe	<ul style="list-style-type: none"> For connecting 150mm Polysewer pipe to IC450CRS6 Inspection Chamber base Push fit connection to base Supplied with a 150mm Polysewer seal 	5053062222557
	UG659	Adaptor for 150mm SuperSleve pipe	<ul style="list-style-type: none"> 150mm SuperSleve sized socket for connecting to IC450CRS6 Inspection Chamber base Push fit connection to base 	5022733019550
	UG6106	Adaptor for 150mm UltraRib pipe	<ul style="list-style-type: none"> 150mm UltraRib sized socket for connecting to IC450CRS6 Inspection Chamber base Push fit connection to base 	5022733037646